



Tuning Up Your Academy Team for the Race to Student Success

**Sandy Mittelsteadt &
Susan Tidyman**



Welcome

Introductions



Workshop Outcomes

- Modeling Introductory Activities for you to take back to your team.
- Creating the right team
- Designing team rules and regulations
- Discussing how teams function and their problem areas
- Learning about consensus and how to arrive at consensus
- Modeling a team activity to improve your career academy



Shifting Gears to Leadership

Sorts and Mingle Activity

- North
- South



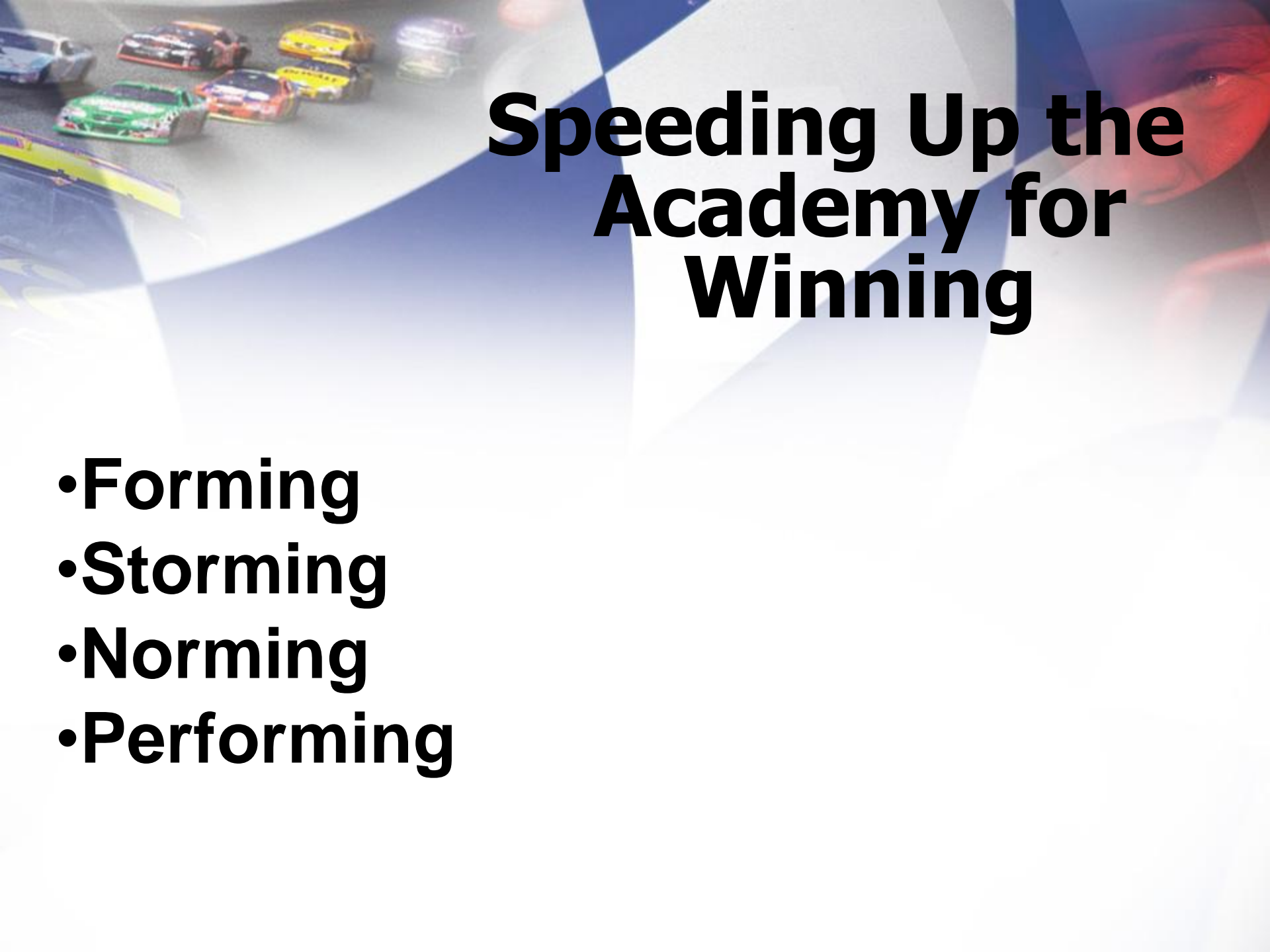
Steering in the Right Direction

- **Recruit a team who shares the same commitment**
 - **Involve players who want to race**
 - **Gain support of reluctant volunteers**
- **Nurture key relationships**



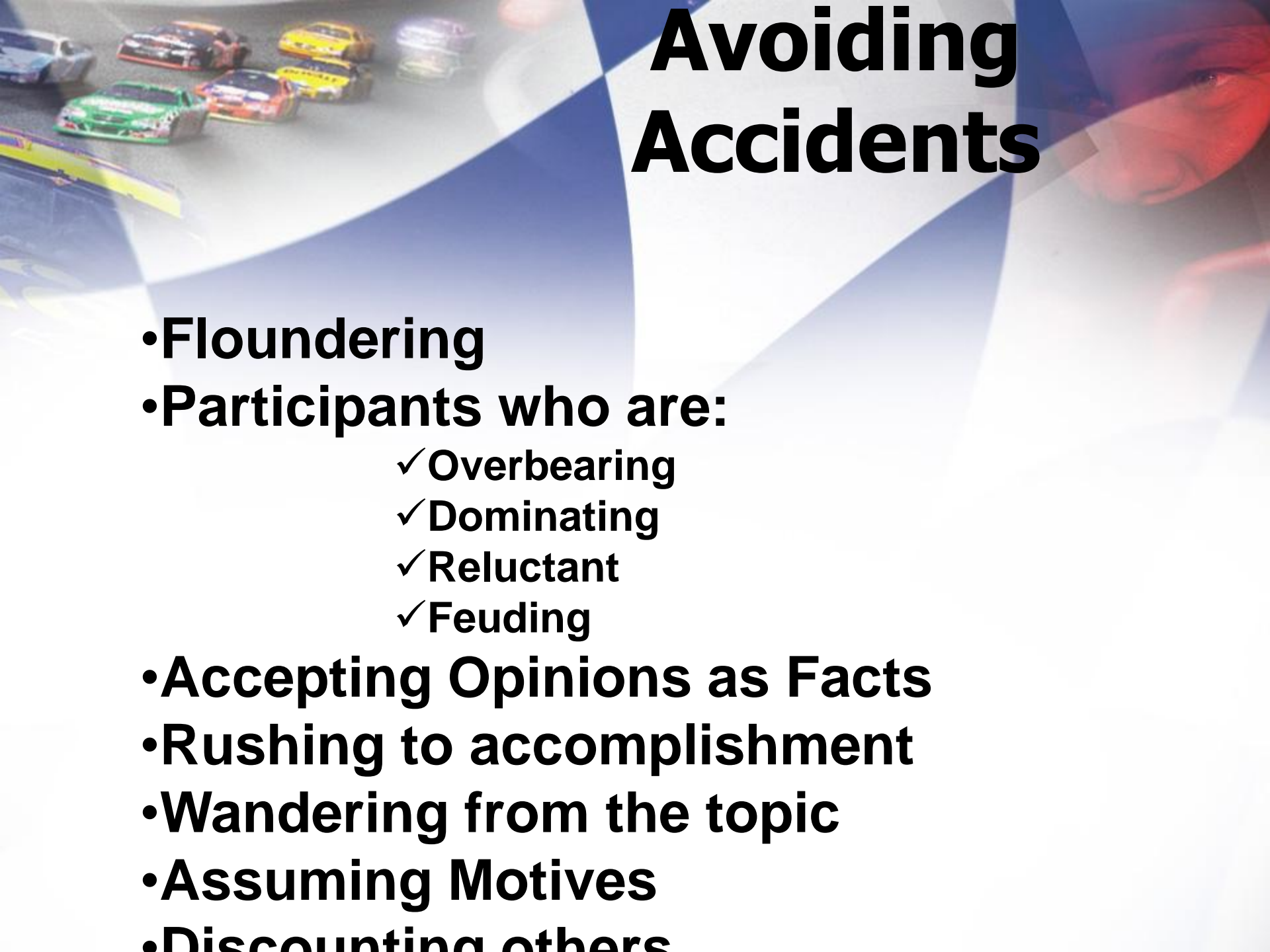
Driving the Team to Victory

- Attend all meetings.**
- Agree to disagree.**
- Honor their commitments.**
- Carry their fair share of the work load.**



Speeding Up the Academy for Winning

- Forming**
- Storming**
- Norming**
- Performing**



Avoiding Accidents

- **Floundering**
- **Participants who are:**
 - ✓ **Overbearing**
 - ✓ **Dominating**
 - ✓ **Reluctant**
 - ✓ **Feuding**
- **Accepting Opinions as Facts**
- **Rushing to accomplishment**
- **Wandering from the topic**
- **Assuming Motives**
- **Discounting others**



Paving the Path for Success: Consensus

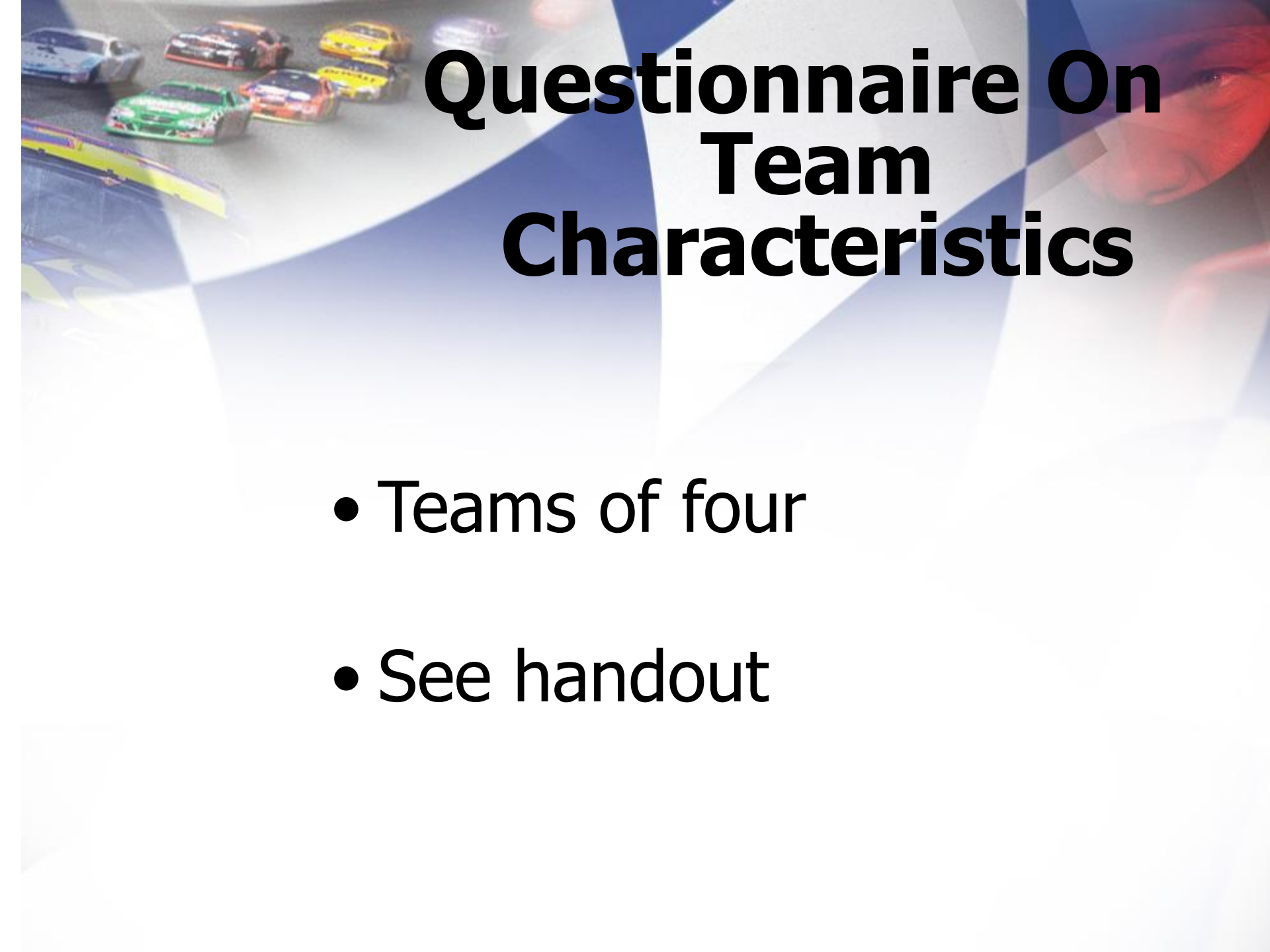
- **Present positions in logical manner and listen.**
- **Advocate only for decisions that can be supported**
- **Solicit everyone's opinions.**
- **Make the process a win-win.**
- **Remain open to alternative ideas.**
- **Listen to one another and discuss and discuss.**
- **Focus on ideas, not people.**
- **Be aware of your own assumptions and motivations.**
- **Acknowledge others' rights to different opinions.**
- **Be flexible.**



Paving the Path for Success: Consensus

How to Use Consensus

- See Handout**



Questionnaire On Team Characteristics

- Teams of four
- See handout

The background of the slide features a collage of images. In the top left, there is a photograph of a green and yellow race car on a track. On the right side, there is a close-up, slightly blurred image of a person's face, possibly a driver or a team member. The overall background has a blue and white geometric pattern.

M & M Activity

- First ? : Info you learned today
- Second ? : An activity you would use
- Third ? : How you will steer your team in the right direction?
- Fourth ? : How you will speed up the academy for winning?
- Fifth ? : How will you avoid an accident?



**Sandy Mittelsteadt
Zayn Consulting**

sandra.mittelsteadt@gmail.net

**Susan Tidyman
Career Academy Support Network**

tidyman@pipeline.com